

Envelopes carry your company's image as well as your documents - it is important you choose the correct envelope.

There are many different types of envelope to choose from, ensure you select an envelope that suits your requirements. Use our guide to ensure your mail arrives safely and reflects your company's image.

## Speciality Envelopes

To make sure your contents arrive safely, to maximise impact or create the right impression we have an ever-increasing range of specialist envelopes.

Padded and Bubble Lined envelopes provide maximum protection for fragile items.

Expandable Gusset and Nylon Gusset envelopes are hard-wearing and designed to hold bulkier items such as brochures, presentations and catalogues.

Board Backed envelopes ensure your documents remain flat and arrive in pristine condition. Perfect for photographs, certificates and important documents.


Mailing Machine envelopes for automatic insertion of documents.

Tyvek envelopes are the strongest envelopes available on the market. They won't tear, burst or let in water - the ultimate in protection.

Coloured and Textured envelopes. Increase response rates, or reinforce your message. This ever growing and popular range will make sure your mailings get noticed.

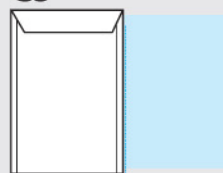
## Envelope Sizes

### C4



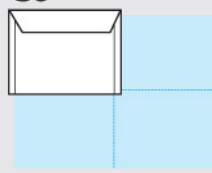
C4 size envelopes (324 x 229mm) hold an A4 sheet unfolded.

### C5



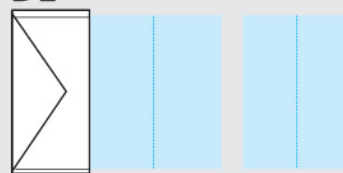
C5 size envelopes (229 x 162mm) hold an A4 sheet folded once or an A5 sheet unfolded.

### C6



C6 size envelopes (114 x 162mm) hold an A4 sheet folded twice or an A5 sheet folded once.

### DL

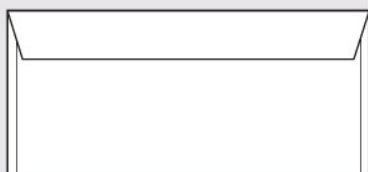


DL size envelopes (110 x 220mm) hold an A4 sheet folded twice or an A5 sheet folded once.

## Envelope Styles

### BANKER

- Opens on the long side



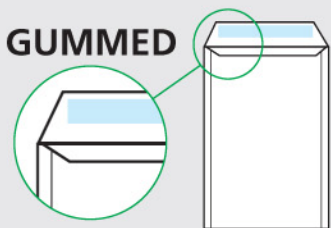
### POCKET

- Opens on the short side



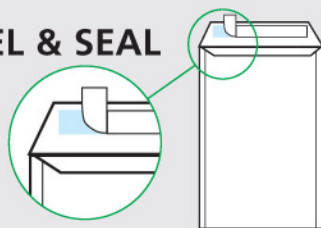
## Closure Types

### GUMMED



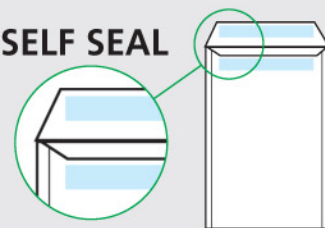
Moisten the layer of adhesive along the envelope flap and close.

### PEEL & SEAL



Simply peel away the release tape from the envelope flap to reveal a thick layer of adhesive, which seals instantly.

### PRESS ON SELF SEAL



Press the two layers of adhesive (one on each flap) together to form an instantly strong bond. Seal strength has a shelf life of approximately 6 months.